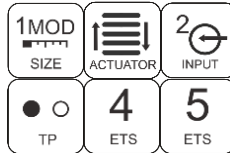



Data sheet

KNX IO 520 (1J2I)

(Art. # 5225)

Blind actuator with 2 binary inputs**Application area**

The KNX IO 520 (1J2I) is a compact blind actuator with two additional binary inputs.

The actuator is used to control a blind, a shutter or a window drive. The relay contacts are electrically interlocked.

The inputs can be connected to conventional switches with an external voltage of 12 to 230 V. In the unconfigured state the binary inputs control the actuator channel. Via commissioning the device using ETS® software the binary inputs can be used independently.

Two push buttons and three LEDs allow a local operation and a visualization of the device state.

In addition to the output and input channels the device includes 16 independent functions for logic or timer control.

Technical Specification**Electrical safety**

- Protection (acc. EN 60529): IP 20

CE marking according to

- Low voltage directive 2014 / 35 / EU
- EMC directive 2014 / 30 / EU
- RoHS directive 2011 / 65 / EU
- EN 50491-3: 2009
- EN 50491-5-1: 2010, EN 50491-5-2: 2010, EN 50491-5-3: 2010
- EN 61000-6-2: 2005
- EN 61000-6-3: 2007 + A1: 2011
- EN 50581: 2012

Environmental requirements

- Ambient temp. operating: - 5 ... + 45 °C
- Ambient temp. non-op.: - 25 ... + 70 °C
- Rel. humidity (non-condensing): 5 ... 93 %

Mechanical data

- Housing: plastic (PC)
- DIN rail mounted device, width: 1 units (18 mm)
- Weight: approx. 65 g

Controls and indicators

- 2 buttons and 3 LEDs, multicolor
- KNX programming button with LED (red)

Power Supply

- KNX Bus approx. 3 mA (idle) / 9 mA (active)

Connectors

- Connector for KNX Bus (red / black)
- Pluggable screw connector (3 poles) for blind output
- Pluggable screw connector (3 poles) for binary input channel 1 and 2

Output channel (blind actuator)

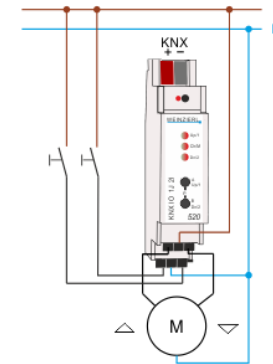
- Relay type: 230V~/8A
- Inductive load (cosΦ = 0.4): 230V~/3.5A

Input channels (binary in)

- Voltage: 12 .. 230 V~
- Current: < 1 mA
- Galvanically isolated

Installation Instructions

- The device may be used for permanent interior installations in dry locations or within distribution boards with DIN rail.

**WARNING**

- The device must be mounted and commissioned by an authorized electrician.
- The prevailing safety rules must be heeded.
- The device must not be opened.
- For planning and construction of electric installations, the relevant guidelines, regulations and standards of the respective country are to be considered.
- The device is a permanently connected equipment: A readily accessible disconnect device shall be incorporated external to the equipment.
- The installation requires a 10 A fuse for external overcurrent protection.
- The power rating is indicated on the side of the product.

**Weinzierl Engineering GmbH**D-84508 Burgkirchen / Alz
Germany<http://www.weinzierl.de>info@weinzierl.de