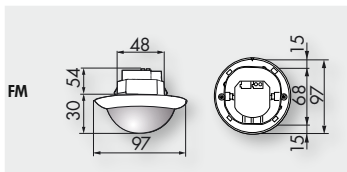
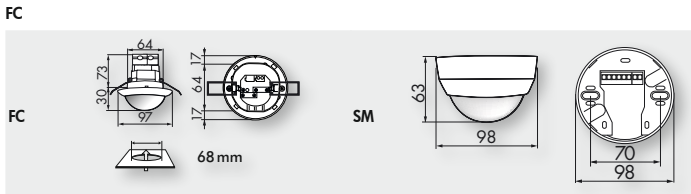



PD4-KNX-C-SM/-FC/-FM

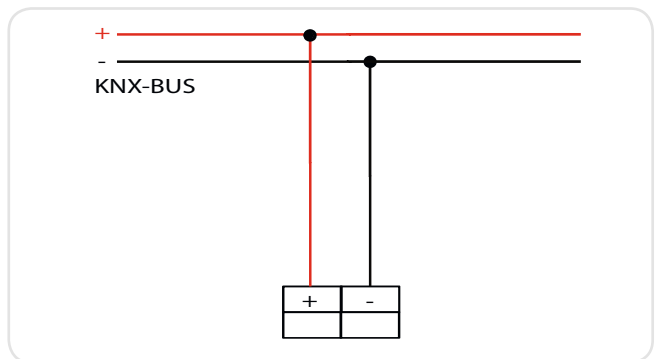
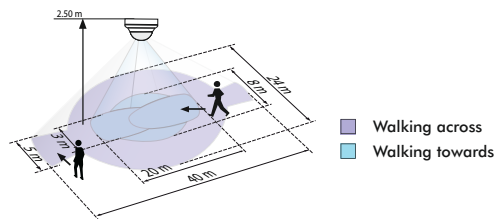


i PRODUCT INFORMATION

- KNX occupancy detector designed for corridors, with integrated KNX bus connector
- When using the application **B.E.G. Occupancy detector_928XX_V5.0**, several operation modes are available:
 1. Automatic or semi-automatic mode with daylight-dependent constant light control or switching output
 2. Slave mode
- Up to three additional switching channels – selectively either daylight-dependent or not – for controlling lights, HVAC devices (with time delay) or for transmitting occupancy telegrams
- Threshold values and follow-up times can be changed for all channels using communication objects
- Burn-in function with adjustable burn-in time from 1 to 100 hours, activatable via communication object or remote control, in order to profit from the entire operating time of the controlled lamps
- With activatable motion LED, deactivatable via ETS parameter, communication object or remote control

■ TECHNICAL DATA

- 24 V DC from KNX-BUS network
- 7mA
- 360°
- Ø 40 m across
Ø 20 m towards
- SM= IP20 FC= IP20 FM= IP20 / Class II
- 25 °C to +55 °C
- Housing UV- and shock resistant polycarbonate
- IR-PD-KNX



Description	Colour	Part number
PD4-KNX-C-FC	white	92887
PD4-KNX-C-FM	white	92888
PD4-KNX-C-SM	white	92886
Accessory (optional)		
IR-PD-KNX	grey	92123
Wall bracket for PD4-SM	white	92441
Socket IP54 for PD2- and PD4-SM	white	92161
Socket IP65 for PD4-AP	white	92375
Wire basket BSK (Ø 200 x 100)	white	92199