




# GROUND LIGHTS SPECIFICATION SHEET



**COLLINGWOOD  
LIGHTING**

01604 495 151  
collingwoodlighting.com

-  @collingwoodLED
-  /collingwoodlighting
-  collingwoodled

## GL038

2.9W, 300lm ground light

### FEATURES

<b>IK rating</b>	IK08
<b>IP rating</b>	IP67
<b>Colour flexibility</b>	Fixed colour
<b>Walk Over / Drive Over</b>	Walk over (5mm toughened glass)
<b>Input</b>	Mains AC
<b>LED Lifetime</b>	70,000h L70 B10
<b>CRI</b>	>80Ra
<b>SDCM</b>	3SDCM

### INSTALLATION INFORMATION

<b>Cut Out Size</b>	Ø 80-85mm
<b>Bathroom zone</b>	2
<b>Inrush Current</b>	60A 0.037ms
<b>Construction Material</b>	Stainless Steel 316 (top) / Aluminium (body)
<b>Weight</b>	696g
<b>Maximum ambient temperature</b>	35°C
<b>SELV</b>	Yes
<b>Electric Class [1, 2, 3]</b>	1

### GUARANTEE / WARRANTY

7 year extended warranty

### FEATURES & BENEFITS

- Improved look and feel with single LED
- Straight to mains
- Marine grade stainless steel 316
- Long lifetime of 70,000hrs
- 7 year warranty

### PHOTOMETRICS @ 25°C

Product code	Wattage	Colour	Beam angle	lm	lm/W	lx @ 1m
GL038DWBM27	2.9W	2700K	40°	280	96	526
GL038DWBM30	2.9W	3000K	40°	290	100	544
GL038DWBM40	2.9W	4000K	40°	300	103	563

### WIRING INFORMATION

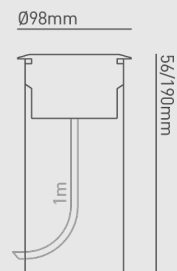
<b>Cable / Flying Lead</b>	1m H05RN-F rubberised cable (outside diameter: 7mm)
<b>Type of Wiring Required</b>	Parallel

### LED DRIVER

Product code	Input	SELV	Dimming	Bathroom zone	Min	Max
N/A (integrated SELV driver)	220-240V	Yes	No	2	N/A	N/A

### ACCESSORIES

<b>Installation tube (included)</b>	
<b>JB5</b>	
<b>WC 5-9</b>	



### Beam angle:

