

GROUND LIGHTS SPECIFICATION SHEET



**COLLINGWOOD
LIGHTING**

01604 495 151
collingwoodlighting.com

@collingwoodLED

/collingwoodlighting

collingwoodled

GL016 F AB

1W, 95lm ground light

FEATURES

IK rating	IK09
IP rating	IP68
Colour flexibility	Fixed colour
Walk Over / Drive Over	Walk over (5mm toughened glass)
Input	350mA / 700mA
LED Lifetime	70,000h L70 B10
CRI	>80Ra
SDCM	3SDCM

INSTALLATION INFORMATION

Cut Out Size	Ø 50mm
Bathroom zone	0
Construction Material	Brass
Weight	400g
Maximum ambient temperature	50°C
Electric Class (1, 2, 3)	3

GUARANTEE / WARRANTY

7 year extended warranty

FEATURES & BENEFITS

Can now also be used with a 700mA driver for increased light output

Robust cable for outdoor use

Shallow depth for easy installation

Solid brass for antique effect

PHOTOMETRICS @ 25°C

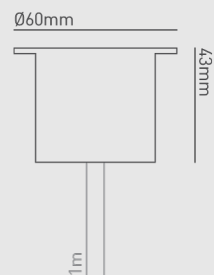
Product code	Wattage	Colour	Beam angle	350mA			700mA		
				lm	lm/W	lx @ 1m	lm	lm/W	lx @ 1m
GL016 F AB NW	1W (350mA) 2W (700mA)	4000K	26°	95	95	267	140	70	393
GL016 F AB WW	1W (350mA) 2W (700mA)	3000K	26°	75	75	210	135	68	379
GL016 F AB 27	1W (350mA) 2W (700mA)	2700K	26°	70	70	196	120	60	337
GL016 F AB AMBER	1W (350mA) 2W (700mA)	Amber	26°	-	-	-	-	-	-
GL016 F AB BLUE	1W (350mA) 2W (700mA)	Blue	26°	20	20	28	20	10	56
GL016 F AB GREEN	1W (350mA) 2W (700mA)	Green	26°	75	75	211	110	55	310
GL016 F AB RED	1W (350mA) 2W (700mA)	Red	26°	-	-	-	-	-	-

WIRING INFORMATION

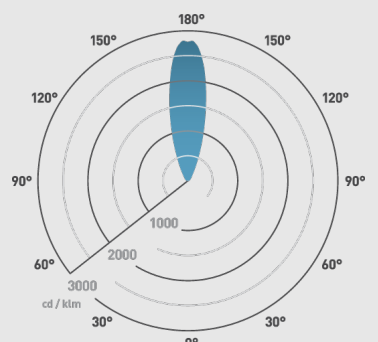
Cable / Flying Lead	1m (H05RN-F) rubberised cable (outside diameter: 6mm)
Type of Wiring Required	Series

LED DRIVERS

Product code	Input	SELV	Dimming	Bathroom zone	Min	Max
PLR/350 1-5	220-240V	Yes	No	0	1	5
PLD UNI-DRIVE 350MA	N/A	Yes	Yes (1-10V)	2	1	10
PLU/700 3-9	N/A	Yes	No	1	3	9



Beam angle: 26°



GROUND LIGHTS SPECIFICATION SHEET


ACCESSORIES


JB2 / JB4 / JB6	IP68 waterproof connectors
TUBE/50	Installation tube
WCR 275 BLACK	2-core rubber cable
PDC/GRID DIMMER	Grid dimmer kit for multiple fitting types




COLLINGWOOD
LIGHTING

01604 495 151
collingwoodlighting.com

 @collingwoodLED

 /collingwoodlighting

 collingwoodled

GL016 F AB

The GL016 is part of Collingwood's submersible LED range. This mid-sized, solid brass 1W ground light gives the appearance of an antique effect complementing any lighting design. Available in seven ambient LED colours, submersible to 9m and walk over, the GL016 is great for lighting paths, decking and water features.